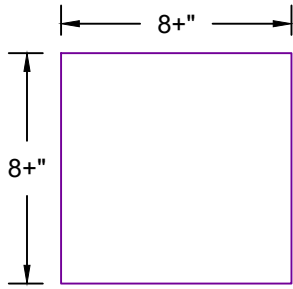
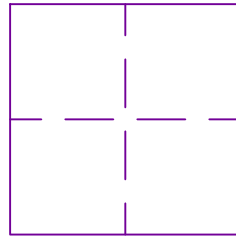


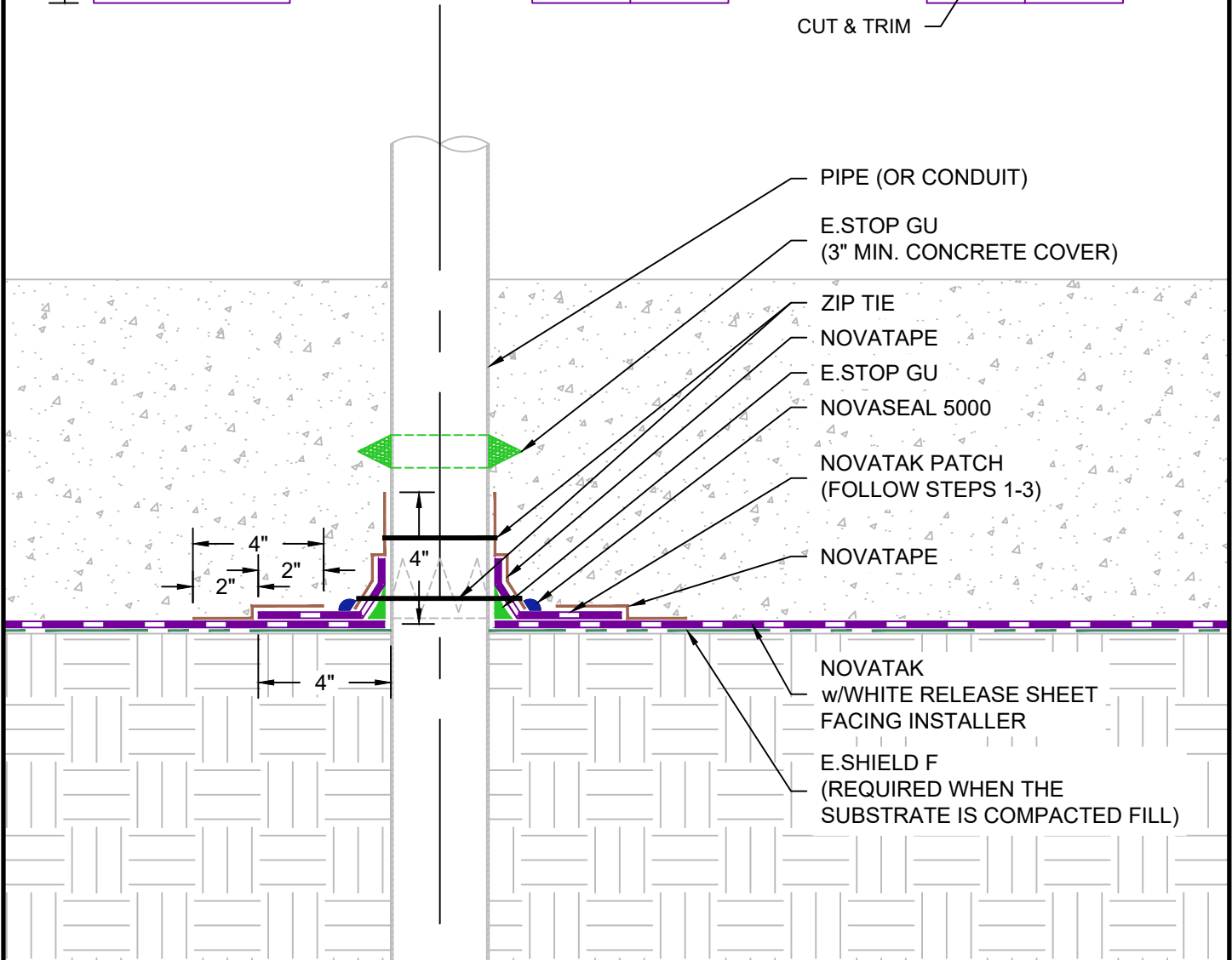
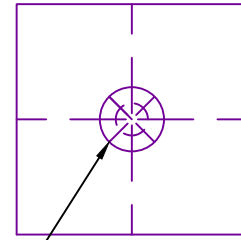
STEP 1:
CUT A SQUARE PATCH OF
NOVATAK 8" WIDER THAN THE
WIDTH OF THE PENETRATION



STEP 2:
FIND THE CENTER OF THE
SQUARE BY FOLDING IT
INTO QUARTERS



STEP 3:
STAR-CUT CENTER OF
SQUARE TO THE WIDTH
OF THE PENETRATION
(TRIM FLANGES TO 2" MAX.
LENGTH)



G:\My Drive\Epro Master Folder\Drafting\Details\Underslab\Novatak\50.120.1 UNDERSLAB PENETRATION - CONDUIT OR PIPE.dwg [Detail] July 01, 2021 - 8:34am

UNDERSLAB PENETRATION - CONDUIT OR PIPE

	SYSTEM NAME	DRAWING NUMBER	
	NOVATAK	50.120.1	
	DRAFTER	DATE	
	RJT	6/30/2021	

AS A SUPPLIER OF FINISHED RPRODUCTS ONLY, EPRO SERVICES, INC. DOES NOT ASSUME RESPONSIBILITY FOR ERRORS IN DESIGN, ENGINEERING OR DIMENSIONS. THE PROJECT TEAM MUST VERIFY ALL DIMENSIONS AND SUITABILITY OF DETAILS. THE PRODUCTS LISTED ARE TRADEMARKS OF EPRO SERVICES, INC.

NTS

PAGE 1 OF 1